



Panels

MEISTER

**100%
PRO** | Producer
Dealer
Craftsmen
www.meister.com

Rooms full of life.



Decorative panels Terra | DP 150 | Polar white 079 | Wood effect



System panels Nova | SP 300 | Concrete 4045 | Imitation

Panels: inspired interior design for walls and ceilings

Panels are home classics that constantly reinvent themselves. Panels accentuate your very personal lifestyle as perfect interior design always includes the walls and ceilings. They are extremely versatile and can highlight individual parts of walls and ceilings or large areas. They help hide anything you don't want to show with renovations and loft conversions. For example, wonky walls. Or masonry cracks that are often harmless but not very pleasing to the eye. Mood lighting is also not a problem with panels. And to top everything off, cleaning is also not a problem with easy to clean and wipeable surfaces. Making walls and ceilings real eye-catchers with a great comfort factor.



Panels Classic | Bocado 200
Plain white gloss DF 324 | Decor



Decorative panels Classic | Bocado 300 | 1280 | 2600 x 300mm

Decorative panels Classic | Bocado 250 | 1280 | 2050 | 2600 | 3300 | 4100 x 250mm

Decorative panels Classic | Bocado 200 | 1280 | 2050 | 2600 | 3300 | 4100 x 200mm

Decorative panels
Classic Bocado





How to make rooms more expressive.

Boredom is a thing of the past, today's all about variety! A decorative panel adds an attractive quality to any room. Give it a try: Classic decorative panels from MEISTER are an excellent alternative to classic wallpaper.

As they ensure a perfect visual appearance, keep the heat in the room with appropriate insulation and contribute to design with their clear lines. And they can do even more: Classic panels can be superbly combined with the right lighting and the technology and cables can be made invisible in no time at all.



Panels Classic | Bocado 200 | Plain white gloss DF 324 | Decor

Decorative panels Classic

Bocado: Simply perfect!

1

Simply practical

MEISTER Classic decorative panels are approved for installation in humid rooms (not in areas directly exposed to splashing water). That means you can install them in bathrooms as well as in kitchen diners. Thanks to the high quality of materials and careful workmanship, all Classic decorative panels are suitable for use with recessed lights. Make sure you use lights with the MM approval mark!



2

Simply select

All 14 decors are available in three different widths (20, 25, 30cm) and different lengths: from 1.28m to 4.10m.



3

Simply easy to fit

Obviously, many things are easier in twos than on your own. But you can install MEISTER Classic panels in the widths 25 and 30cm without any additional support thanks to the practical 1-person installation aid. This innovative principle makes the work considerably easier and can be conveniently carried out by just one person: the panel can be quickly and securely fixed into the right position thanks to a click mechanism that prevents it from sliding out of the tongue. It is still possible to move it lengthways though. From a panel length of 3.30 metres we recommend installation by two people.

Simply mounted

Classic panels in the widths 25 and 30 cm can be easily and directly fixed to the wall using the "No. 20" special screw (Classic panels in 25 cm width can also be fixed to the ceiling in this way) thanks to the extended groove. No profile clamps are required for fixing.

The ceiling edging can simply be pushed on using practical fixing clips that are screwed onto the panel. The advantage: they can simply be removed for any renovation work such as painting or wallpapering!



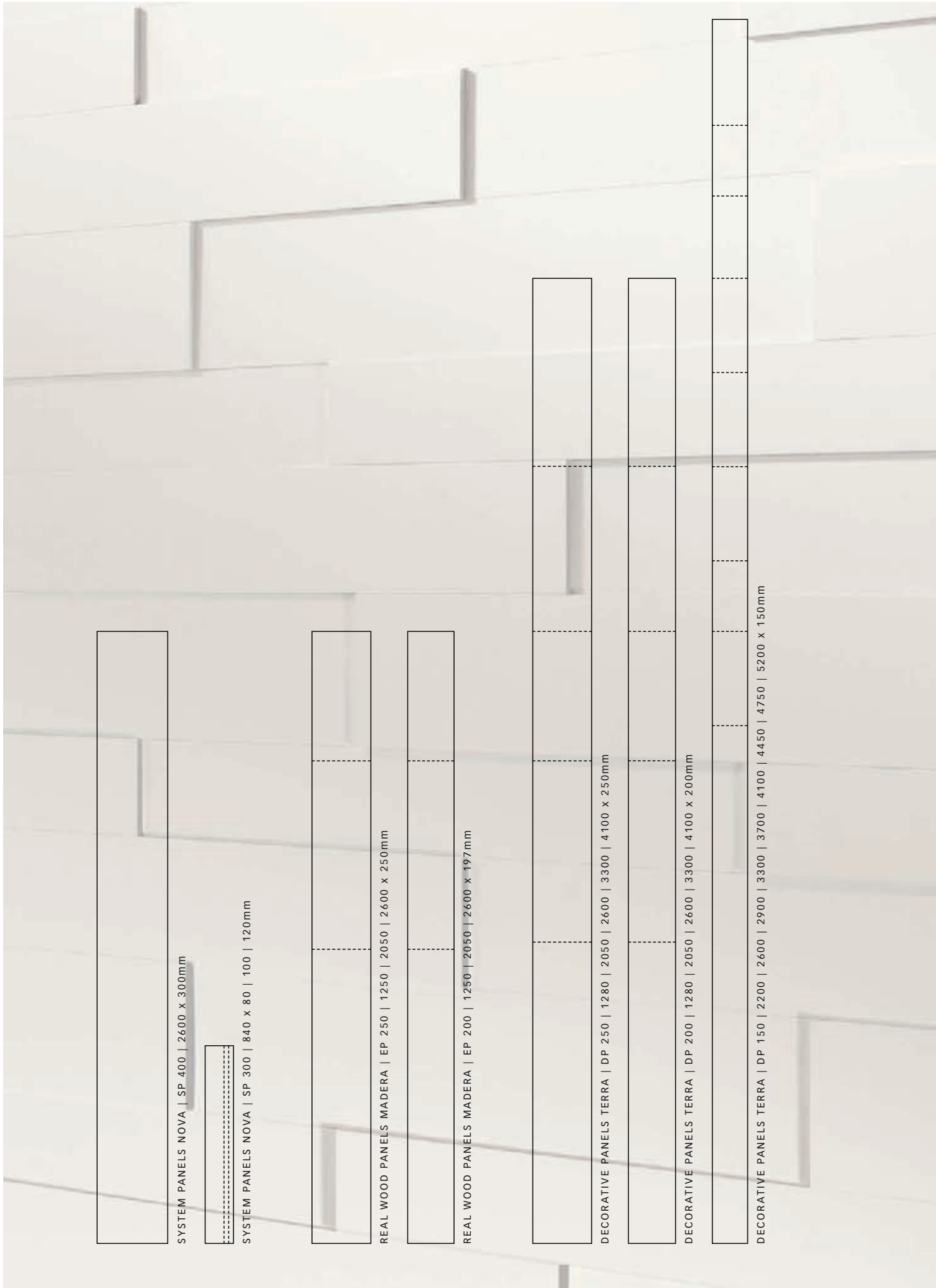
No. 20 special screw

The collection Bocado 300 and Bocado 250 can be easily and directly fixed to the wall using the "No. 20" special screw thanks to the extended groove. No profile clamps are required for fixing.



Fixing clips

The ceiling edging can simply be pushed on using practical fixing clips that are screwed onto the panel. The advantage: they can simply be removed for any renovation work such as painting or wallpapering!




SYSTEM PANELS NOVA | SP 400 | 2600 x 3000mm




SYSTEM PANELS NOVA | SP 300 | 840 x 80 | 100 | 120mm




REAL WOOD PANELS MADERA | EP 250 | 1250 | 2050 | 2600 x 250mm



REAL WOOD PANELS MADERA | EP 200 | 1250 | 2050 | 2600 x 197mm



DECORATIVE PANELS TERRA | DP 250 | 1280 | 2050 | 2600 | 3300 | 4100 x 250mm



DECORATIVE PANELS TERRA | DP 200 | 1280 | 2050 | 2600 | 3300 | 4100 x 200mm



DECORATIVE PANELS TERRA | DP 150 | 2200 | 2600 | 2900 | 3300 | 3700 | 4100 | 4450 | 4750 | 5200 x 150mm

Panels Premium
walls and ceilings in
their most beautiful form



System panels Nova | SP 300
Gold metallic 4081 | Imitation

Welcome to the third dimension

There's no question: Inspired living does not stop with the floor design and selection of furniture. It also takes walls and ceilings into account. There are so many possibilities for giving rooms their very own personal touch. For example, our high-quality Premium panels.



Decorative panels Terra | DP 200 | Finition cappuccino 4018 | Decor



System panels Nova | SP 300 | Steel metallic 4078 | Imitation

System panels Nova: Walls with that special something.

Always with a well thought-out system.

MEISTER system panels bring style to your everyday life. The "Nova" collection's elegant surfaces and effective structures make walls an exceptional part of your home. And what an effect! Cool metallic, harmonious wood decor or modern design concrete look: the selection is great and leaves (almost) nothing to be desired. By the way, the Nova panels can also be used in bathrooms as they are suitable for humid rooms.



System panels Nova | SP 300 | Cream grey rustic oak 4082 | Wood effect



System panels Nova | SP 300 | Rust metallic 4077 | Imitation





System panels Nova | SP 400 | Board black 4037 | Decor



And the best thing is: all "SP 400" Nova versions can be cleverly expanded by comprehensive accessories, e.g. clothes hooks or kitchen utensils, shelves and flexible lights.



Real wood panels

Madera: for seamless walls and ceilings

When walls and ceilings merge together to make a home things get very cosy. Panelled sloping ceilings create islands of visual peace and give the room structure. The »Madera« panel collection with its previous real wood veneers add a very special touch of extra elegance and comfort. »Madera« also supports modern, relaxed interior design as partial cladding on the wall. And it's really practical into the bargain: a special UV acrylic varnish seal ensures it is easy to maintain. The real wood panels are also heat-resistant for all recessed lights carrying the MM approval mark.



Real wood panels Madera | EP 250 | White ash 073 | Veneer



Decorative panels Terra: terrifically transformable

Decor panels suit any room and enhance its appearance. For example, the multi-media wall is turned into a stylish private cinema, the boring corridor becomes the first eye-catcher when you enter the house. Even the bathroom benefits, as all the "Terra" collection decorative panels are suitable for humid rooms. Thanks to the high-quality "Terragen" base board combined with the water-resistant and steam-proof "Terracell" surface. The Terra decorative panels have another great bonus: thanks to its special construction, it prevents mould from forming and is therefore perfectly equipped for use in bathrooms!



Decorative panels Terra | DP 200 | High-gloss pine 4092 | Wood effect

MEISTER



Longlife parquet Style | PC 400 | Pure oak country 8598 | brushed | naturally oiled

When the floor goes up the walls

One thing is clear: an elegant wood surface lasts longer than any wallpaper and is a quantum leap in exclusive living. Whether it's full-surface wall cladding or a specially accentuated area, as a continuation to the flooring or a separate design statement: wood on walls influences a room's atmosphere, sound and the lighting effect in a unique way.



Longlife parquet Classic | PD 150 | Distinctive oak 8532 | brushed | naturally oiled



Creative wall design with wood flooring

Is it still the floor? Or already the wall? Borders merge into one when MEISTER takes the flooring up the wall. How does it work? Amazingly simply! A simple system of metal rails and fixing clips ensures that the floor also cuts a fine figure on the wall. Real life in the third dimension.

You can make your walls more beautiful with all the Longlife parquet collections of 13 mm thickness. Lindura wood flooring can also be fixed to the wall really easily.



Lindura wood flooring | HD 300 | Natural arctic white oak 8516 | brushed | mattlacquered



And there was light!

Subtle design, impressive effect and the perfect addition to all MEISTER panels: combine your wall or ceiling cladding with high-quality LED or halogen lights from our range!



Low-voltage downlight-Quadro | 35 watt
110° rotatable for perfect alignment on the panel | set of 2



Low-voltage downlight | 35 watt
15° pivotable | set of 2



Low-voltage downlight-Quadro | 20 watt
15° pivotable and 50° rotatable | set of 3 or 6



Low-voltage downlight | 20 watt
15° pivotable | set of 3 or 6

This light is suitable for bulbs in energy classes:



This light is sold with an energy class C bulb.



Low-voltage LED-downlight Big Shot-Quadro | 7.5 watt | set of 2



Low-voltage LED-downlight Big Shot | 7.5 watt | set of 2



Low-voltage LED-downlight Shot-Quadro | 3.4 watt | set of 4



Low-voltage LED-downlight Shot | 3.4 watt | set of 4

This light includes fitted LED bulbs.



The bulbs in the light cannot be replaced.

This light includes fitted LED bulbs.



The bulbs in the light cannot be replaced.



low-voltage FLAT-Quadro LED-recessed light | 0.4 watt



low-voltage FLAT-Punto LED-recessed light | 0.4 watt

All low-voltage FLAT LED-recessed lights are ideal for use as orientation lighting, e.g. in bedrooms and hallways, as a result of their low energy consumption.

This light includes fitted LED bulbs.



The bulbs in the light cannot be replaced.



Low-voltage LED-downlight-Quadro | 3.7 watt | 15° pivotable | set of 4



Low-voltage LED-downlight | 3.7 watt | 15° pivotable | set of 4



Low-voltage Apollo-Quadro LED-attachment light | 5 watt
350° rotatable and 90° pivotable | scattered light spotlight can be focused



Low-voltage Apollo LED-attachment light | 5 watt
350° rotatable and 90° pivotable | scattered light spotlight can be focused



The **low-voltage FLAT-mini LED-recessed light** | 0.4 watt is so small that it can be conveniently used in clip-on skirting boards. It is ideal for use as orientation lighting, e.g. in bedrooms and hallways, as a result of their low energy consumption.

This light includes fitted LED bulbs.



The bulbs in the light cannot be replaced.



Functional accessories flexible lamp 170 | 2.0 watt
Titanium 249 | 220 lumen | Light colour: warm white 2,900K
rotatable and pivotable | Length: 170 mm



Functional accessories flexible lamp 400 | 2.0 watt
Titanium 249 | 220 lumen | Light colour: warm white 2,900K
rotatable and pivotable | Length: 400 mm



Glass shelf light 520 | 1.5 watt
Titanium 249 | The maximum weight load is 5 kilogramme

Further information on the MEISTER lighting programme:

www.meister.com

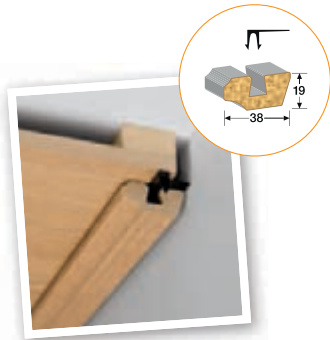
Perfect accessories for the perfect finish!

Installing panels from MEISTER is a simple matter. To make sure that your corners, ends and transitions are all perfect, MEISTER offers the perfect accessory programme – from cover mouldings to corner mouldings.



Further information on the MEISTER accessories:

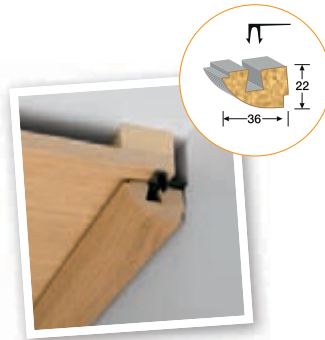
www.meister.com



1

Ceiling edging

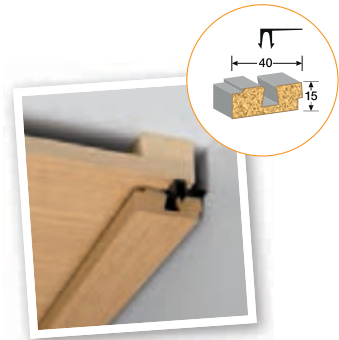
Ceiling edging guarantees clean edging for walls and ceilings.



2

Rounded ceiling edging


Rounded ceiling edging is modern design ceiling edging.



3

Square shaped ceiling edging

As a result of its linear shape, the square shaped ceiling edging is very modern.



4

Border moulding

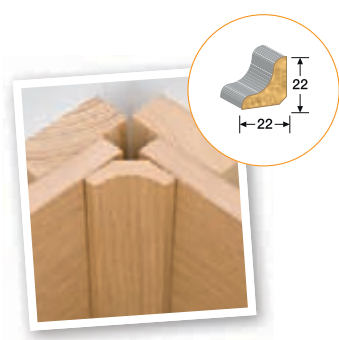
The border moulding's shape and dimensions are like that of a small hinged moulding strip. It covers butt joints that run between different materials (panels, borders, etc.) on the same level.



5

Hinged moulding strip

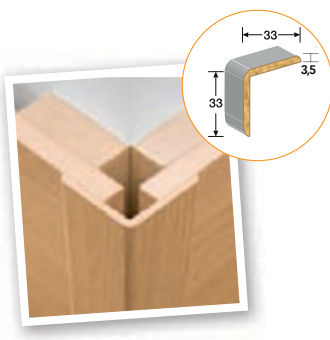
The hinged moulding strips are ideal for all corner solutions between 10° and 270°, e.g. sloping roofs or inner corners.



6

Scotia moulding


Scotia moulding can be used in a variety of ways, e.g. as a corner connection with panelling and as a skirting board.



7

Corner moulding


Corner mouldings are the ideal corner connections for 90° outer corners. They can be attached in combination with wood panelling or inserted in the groove.

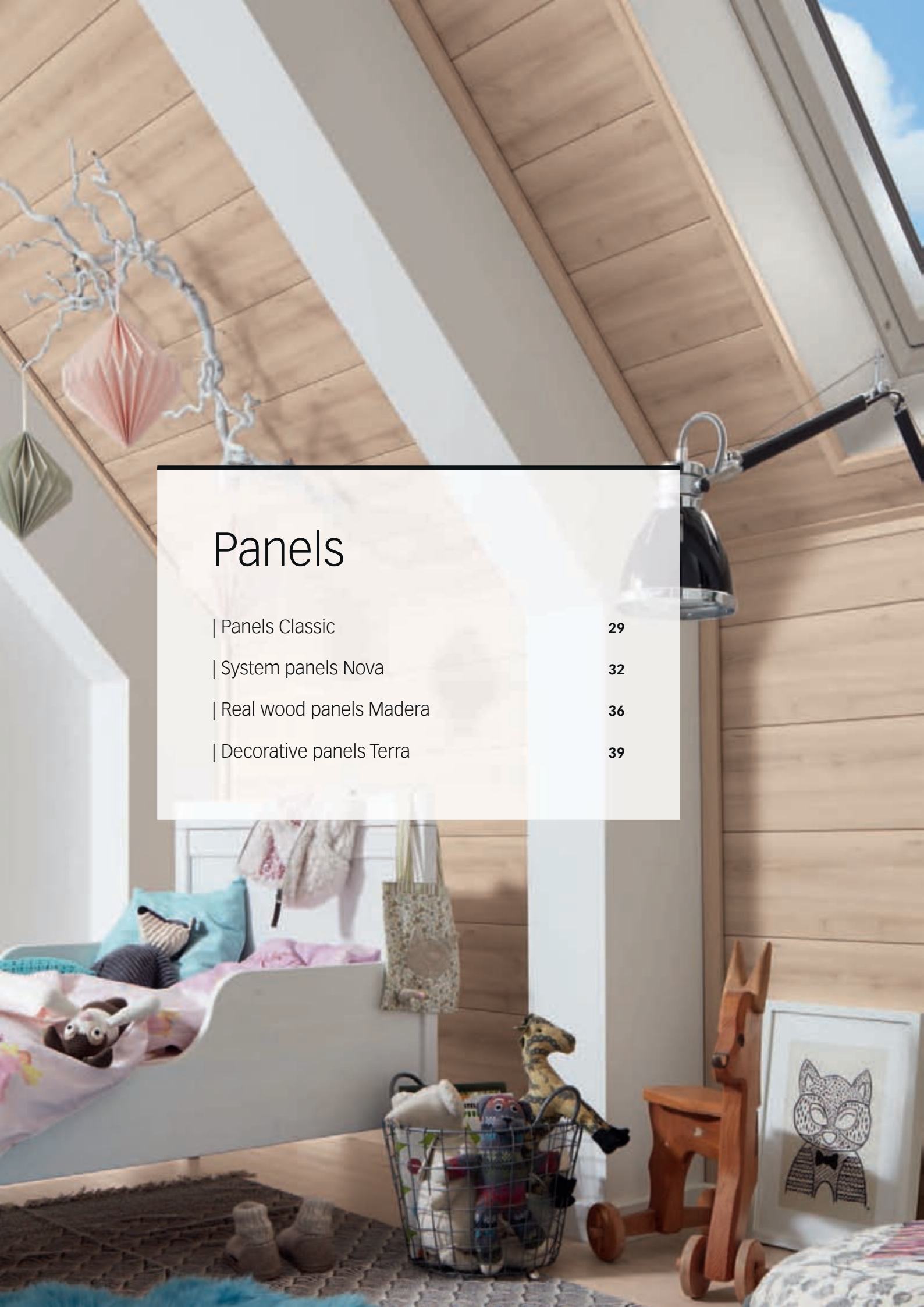


8

Angled cover moulding

The cover moulding is the perfect finish for many areas in interior design, e.g. stairwells, halfheight panelling, door cladding, roof windows and the sides of ceiling panelling, which are not laid wall-to-wall.





**Cover moulding**



Panels

- | Panels Classic **29**
- | System panels Nova **32**
- | Real wood panels Madera **36**
- | Decorative panels Terra **39**

Panels Classic

**High-gloss white 4084** | Decor | Bocado 300 | 250 | 200**Whiteline 4074** | Decor | Bocado 300 | 250 | 200**Classic-Weiß DF 387** | Wood effect | Bocado 300 | 250 | 200**Plain white gloss DF 324** | Decor | Bocado 300 | 250 | 200**Silver stripe 4021** | Decor | Bocado 300 | 250 | 200**Silver ash 330** | Wood effect | Bocado 300 | 250 | 200**Fineline white 4029** | Decor | Bocado 300 | 250 | 200**Trentino maple 328** | Wood effect | Bocado 300 | 250 | 200

Panels Classic



Light pine 4093 | Wood effect | Bocado 300 | 250 | 200



Opaque white oak 4069 | Wood effect | Bocado 300 | 250 | 200



White vintage oak 4075 | Wood effect | Bocado 300 | 250 | 200



Light maple 4003 | Wood effect | Bocado 300 | 250 | 200



Pure beech 4094 | Wood effect | Bocado 300 | 250 | 200



Concrete 4045 | Imitation | Bocado 300 | 250 | 200

Panels Classic

Bocado 300



- | Tongue-and-groove panel with 3 mm shadow joint
- | 1-person installation system
- | With milled, finished head
- | Covered with decorative film
- | MDF base board E1
- | Suitable for humid rooms
- | Fixing without profile clamps possible using the MEISTER special screws no. 20
- | Thickness: 12mm
- | Width: 300mm
- | Lengths: 1280 | 2600mm

Bocado 200


- | Tongue-and-groove panel with invisible-joint look
- | With milled, finished head
- | Covered with decorative film
- | MDF base board E1
- | Suitable for humid rooms
- | Thickness: 12mm
- | Width: 200mm
- | Lengths: 1280 | 2050 | 2600 | 3300 | 4100mm

Bocado 250


- | Tongue-and-groove panel with invisible-joint look
- | 1-person installation system
- | With milled, finished head
- | Covered with decorative film
- | MDF base board E1
- | Suitable for humid rooms
- | Fixing without profile clamps possible using the MEISTER special screws no. 20
- | Thickness: 12mm
- | Width: 250mm
- | Lengths: 1280 | 2050 | 2600 | 3300 | 4100mm

System panels Nova**Shape 4085** | Decor**Fineline white 4017** | Decor**Off-white 4014** | Decor**White ash 4011** | Wood effect**Lounge Wood 4086** | Decor**Corona 4087** | Decor**Light acacia 4012** | Wood effect**Fineline cappuccino 4018** | Decor


System panels Nova



Aluminium 4049 | Decor




Fineline mocha 4019 | Decor




Board black 4037 | Decor

SP 400


- | Groove-Groove panel with integrated quick-installation tongue and attractive visible joint
- | Terracell-covered
- | Terragen base board
- | Suitable for humid rooms
- | Fixing by quick-installation tongue and countersunk head screws 3.0 x 30mm
- | Thickness: 15mm
- | Width: 300mm
- | Length: 2600mm

System panels Nova**White 4038** | Decor**White pine 4005** | Wood effect**Cream grey rustic oak 4082** | Wood effect**Concrete 4045** | Imitation**Rustic oak 4083** | Wood effect**Oak 4046** | Wood effect**Aluminium-Metallic 4080** | Imitation**Stainless steel metallic 4079** | Imitation


System panels Nova



Gold metallic 4081 | Imitation



Rust metallic 4077 | Imitation



Steel metallic 4078 | Imitation

SP 300

- | Groove-groove panel
- | With milled, finished head
- | Covered with decorative or metallic film
- | MDF base board E1
- | Suitable for humid rooms
- | Thickness: 15mm
- | 3 widths in a box: 80 | 100 | 120mm
- | Length: 840mm

Real wood panels Madera



White ash 073 | lacquered




Light birch 054 | lacquered



Canadian maple 027 | lacquered



Beech 019 | lacquered



Natural oak 052 | brushed | lacquered



American cherry tree 014 | lacquered

EP 250

| Groove-groove round edge panel with loose, veneered tongues (visible joint or invisible joint possible)

| Real wood veneer with top-quality UV acrylic lacquer surface

| With milled, finished head

| Side edges covered with surface veneer

| Chipboard base board


| Symmetric veneer image with max. one centered veneer joint

| Thickness: 14mm

| Width: 250mm

| Lengths: 1250 | 2050 | 2600mm

Real wood panels Madera



White ash 073 | matt lacquered



Light pine stripe 046 | matt lacquered




Birch 018 | matt lacquered




Light Canadian maple 049 | matt lacquered


Real wood panels Madera




Light oak stripe 044 | matt lacquered



Natural oak 052 | brushed | matt lacquered



Beech 019 | matt lacquered



Walnut stripe 045 | matt lacquered

EP 200

- | Tongue-and-groove panel with invisible-joint look
- | Real wood veneer with top-quality, matt UV acrylic lacquer surface
- | With milled, finished head
- | Lacquered edges
- | MDF base board E1
- | Selected veneer image with max. two veneer joints
- | Thickness: 11mm
- | Width: 197mm
- | Lengths: 1250 | 2050 | 2600mm

Decorative panels Terra



Duo Gloss White 4089 | Decor




Shape 4085 | Decor




Crush white 4065 | Decor




Padena white 153 | Decor




White vintage 4091 | Decor



White wave 4061 | Decor



Fineline white 4017 | Decor



Plain cream 159 | Decor

Decorative panels Terra**White Pine 4088** | Wood effect**Corona 4087** | Decor**Crush apricot 4066** | Decor**Light acacia 4012** | Wood effect

DP 250

| Tongue-and-groove panel with invisible-joint look

| With milled, finished head

| Terracell covered

| Terragen base board

| Suitable for humid rooms

| Blue Angel

| Thickness: 12mm


| Width: 250mm

| Lengths: 1280 | 2050 | 2600 | 3300 | 4100mm

Decorative panels Terra



Duo Gloss White 4089 | Decor




Fineline white 4017 | Decor



High-gloss pine 4092 | Wood effect




Padena white 153 | Decor



White vintage 4091 | Decor



Delgado ash 167 | Wood effect



Renova white 168 | Decor



Crush apricot 4066 | Decor

Decorative panels Terra



Alabaster acacia 158 | Wood effect



Fineline cappuccino 4018 | Decor

DP 200

| Tongue-and-groove panel with invisible-joint look

| With milled, finished head

| Terracell covered

| Terragen base board

| Suitable for humid rooms


| Blue Angel

| Thickness: 12mm

| Width: 200mm

| Lengths: 1280 | 2050 | 2600 | 3300 | 4100mm

Decorative panels Terra



Classic white 087 | Wood effect



Finline white 4017 | Decor



Polar white 079 | Wood effect




Pacific pine 096 | Wood effect



Maple woodlook 194 | Wood effect



Oliva beech 174 | Wood effect



Natural oak limed 012 | Wood effect

DP 150

- | Tongue-and-groove panel with visible joint
- | Terracell covered
- | Terragen base board
- | Suitable for humid rooms
- | Blue Angel
- | Thickness: 12mm
- | Width: 150mm
- | Lengths: 2200 | 2600 | 2900 | 3300 | 3700 | 4100 | 4450 | 4750 | 5200mm
- | Lengths: 2200 and 2600mm with lap joint

Every day a masterpiece

We have been impressing with innovative products, practical system solutions and attractive designs for more than 80 years. We are constantly developing ourselves, our company and our range. As we know: you expect the best all the time. And that's what we want to give you.

| MEISTER is committed to its location.

We think internationally but remain a German company – 640 employees guarantee Made in Germany premium quality day in day out.

| MEISTER is a leading innovator.

Intelligent ideas make us the driving force behind the industry – over 200 patents and utility models are impressive evidence of this.

| MEISTER accepts responsibility for the environment.

We act sustainably in all areas – careful product selection protects resources and the climate.

| MEISTER stands for specialist retail.

We focus on reliable partnerships with specialist retail and specialist trade – our »100% PRO Producer/Dealer/Craftsmen« network guarantees first-class products, professional advice and expert assembly.



© 2016 by MeisterWerke Schulte GmbH

For reasons of printing technology, colours and structures may vary from the reproductions shown here.
We reserve the right to make changes. No responsibility is assumed for errors.

MEISTER – a brand of MeisterWerke Schulte GmbH
Johannes-Schulte-Allee 5 | 59602 Rùthen-Meiste | GERMANY
Phone +49 2952 816-0 | Fax +49 2952 816-66 | www.meister.com